



Camping Adventure Checklist

Brought to you by Life & Luggage with CLL

Travel Light, Carry Love, Keep the Rhythm

Because nothing ruins a starry night faster than realizing you forgot the matches.



1. Essentials & Documents

Park or campsite reservation confirmations
(print + digital)

Map of the area / trail guide / offline GPS


ID, permits, and any required passes

Emergency contact info

Cash or small bills

(some campsites are very old-school)

Multi-tool or Swiss Army knife 

 Reception can be sketchy. Paper backups are your friend.



2. Shelter & Sleeping Gear

Tent

(check poles + stakes before you go!)

Ground tarp or footprint

Sleeping bag

(appropriate for the season)

Sleeping pad or air mattress

Pillow (camping or travel size)

Extra blankets for unexpected cold snaps

Mallet or hammer for stakes

Repair kit (duct tape = hero)



Set up your tent once at home to make sure everything's there. You do not want a surprise "missing rainfly" moment mid-trip.



3. Hydration & Water Setup

Refillable water bottles

Water jug for camp (2–5 gal)

Water filter / purification tablets (for backcountry)

Thermos for hot drinks

Electrolyte packets or drink mix

(hydration = happy camper)



4. Safety & "Just in Case"

Whistle

Fire extinguisher or fire blanket

Extra batteries / power bank


Emergency blanket

Printed emergency numbers & nearest hospital info

Duct tape (again... the real MVP)

Small sewing kit

Backup food & water

 Hope for clear skies. Prepare for raccoons, rain, and random surprises.





Camping Adventure Checklist

Brought to you by Life & Luggage with CLL

Travel Light, Carry Love, Keep the Rhythm



5. Cooking & Food Gear

- Portable stove / camp grill + fuel
- Lighter, waterproof matches, or fire starter
- Cookware (pots, pans, utensils)
- Plates, bowls, cups
- Cooler with ice packs
- Food
(prepped meals, snacks, backup emergency rations)
- Trash bags (Leave No Trace, baby 🌿)
- Cutting board + knife
- Paper towels / reusable cloths
- Dish soap & sponge
- Bear-proof container (if required)

🌟 Pro tip: Pack one “easy no-cook meal” for arrival day. Nobody wants to start chopping onions in the dark.



6. Clothing & Personal Gear

- Moisture-wicking base layers
- Warm layers (fleece, jacket, etc.)
- Waterproof jacket / poncho
- Comfortable hiking shoes or boots
- Camp shoes / sandals
- Extra socks & underwear
(more than you think)
- Hat + gloves
(even summer nights can get chilly)
- Sunglasses 😎
- Sleepwear
- Swimsuit & towel (if near water)
- Laundry bag or wet bag

📝 Dress in layers. Weather can change faster than Oscar spots an unattended sandwich.








Camping Adventure Checklist

Brought to you by Life & Luggage with CLL




Travel Light, Carry Love, Keep the Rhythm


7. Toiletries & Health

- Toothbrush & toothpaste
- Biodegradable soap / wipes
- Quick-dry towel
- Toilet paper (always bring your own—trust me)
- Personal medications
- Sunscreen 
- Bug spray / repellent 
- First-aid kit
(band-aids, blister pads, painkillers, antiseptic, tweezers)
- Hand sanitizer
- Lip balm with SPF

 Some campsites have nice facilities. Others... well, let's just say "nature calls" very literally.



8. Camp Life & Fun Gear

- Lanterns, flashlights, or headlamps + extra batteries
- Camping chairs
- Folding table (if not provided at site)
- Tarp or shade canopy
- Rope / clothesline & clips
- Cards, games, or books
- Binoculars for wildlife spotting 
- Journal or sketchbook for quiet nights
- Camera / tripod for those "look at this foggy morning" shots
- Musical instrument (ukulele, dulcimer...  

 Camping downtime is magical when you have something to do other than swat mosquitoes.

Things You Don't Need to Overpack

- Excess clothing (you'll end up wearing the same hoodie 3 days straight anyway)
- Fragile dishware
- Too many gadgets—camping is low-tech for a reason
- Half your pantry—you're not opening a food truck
- Fancy shoes (they will get dirty, and you'll regret it)

 Christine's Camping Wisdom:  Pack like you're going to make unforgettable memories... but also like you're the responsible adult in a group of slightly overconfident squirrels. 