




Other Adventures Travel Checklist


Brought to you by Life & Luggage with CLL
Travel Light, Carry Love, Keep the Rhythm

(Ferries, Multi-Day Scenic Voyages & Offbeat Trips)

 *These trips aren't about pool decks and Broadway shows—they're about soaking up scenery, embracing simplicity, and being ready for whatever the wind (or captain) throws your way.*


1. Travel Documents & Logistics

- Valid photo ID / passport (if required)
- Boarding pass / reservation printout or digital copy
- Vehicle papers & insurance (if bringing a car onboard)
- Tickets for onward travel or lodging confirmations
- Small amount of cash for snacks, local vendors, or quick shore stops
- Charging cables & portable power bank (outlets can be scarce or communal)

 Keep key documents handy. Ferries can board quickly and sometimes without much ceremony—this isn't an airport check-in line.

2. Packing & Cabin Essentials

- Lightweight duffel or backpack (easy to carry & stash)
- Compact sleeping bag or warm blanket (especially for deck camping)
- Travel pillow & eye mask (cabins can be stark, and decks bright)
- Headlamp or small flashlight (helpful for night deck camping)
- Refillable water bottle
- Earplugs (engines, wind, fellow travelers 😬)
- Toiletries in a small, easy-to-carry kit
- Flip-flops / shower shoes for shared facilities
- Quick-dry towel

 Cabins vary—some are minimalist, others downright spartan. If you're sleeping on deck, think "glamping lite."





Other Adventures Travel Checklist

Brought to you by Life & Luggage with CLL

Travel Light, Carry Love, Keep the Rhythm



3. Clothing & Weather Gear

- Layered outfits for changing temps (Alaskan weather can swing fast)
- Waterproof jacket / windbreaker ☁️
- Warm hat & gloves, even in summer
- Comfortable shoes for walking during shore stops
- Extra socks (because wet feet ruin good moods)
- Lightweight base layers for chilly nights



Deck camping or standing at the rail under the stars is magical—but only if you're warm enough to enjoy it!



4. Food & Drinks

- Snacks & simple meals (think granola, sandwiches, fruit, instant noodles)
- Thermos for hot drinks ☕
- Reusable utensils & a small bowl or mug
- Cooler bag with ice packs (if allowed—great for multi-day trips)
- Favorite treats for long scenic stretches



Ferries often have cafeterias, but hours and offerings can be limited. A stash of your own snacks keeps hanger at bay.



5. Scenic Stop & Exploration Kit

- Small daypack for quick shore adventures
- Map or downloaded offline guide to know what's nearby
- Camera or binoculars (wildlife and scenery galore 📷 🗺️)
- Portable charger
- Local currency or small bills for impromptu shops or cafés
- Rain poncho or umbrella for surprise weather



Stops can range from 10 minutes to a couple of hours. Be ready to hop off, explore, and make it back before the horn blows!





Other Adventures Travel Checklist

Brought to you by Life & Luggage with CLL

Travel Light, Carry Love, Keep the Rhythm

✨ 6. Optional “Comfort Boosters”

- Lightweight folding chair or stadium seat (deck comfort = happiness)
- Playing cards, book, or e-reader
- Journal or sketchbook for quiet scenic moments
- Travel blanket for cozy sunset watching
- Small Bluetooth speaker (use respectfully)
- Travel games or puzzles for downtime



7. Health & Safety Reminders

- Personal medications & basic first aid kit
- Seasickness remedies (even if you think you’re tough 🌀)
- Sunscreen & sunglasses (yes—even in Alaska!)
- Insect repellent for certain shore stops
- Travel insurance info & emergency contacts



Ferry crews usually have basic medical support, but services are limited compared to cruise ships. Be self-sufficient where you can.



What Not to Overpack

- Fancy outfits (this isn’t a fashion cruise 👗👧)
- Excess electronics—Wi-Fi is often nonexistent or patchy
- Bulky luggage (you’ll curse it on narrow stairs and crowded decks)
- Overly rigid itineraries—flexibility = sanity on ferry adventures



Christine’s Ferry Adventure Wisdom: 👉 Pack like you’re going on a road trip where the “road” is water, the gas stations are scattered, and the views will absolutely steal your breath. 🌲🌊🔄

